



























IBUILD MODULAR HOME PRODUCTS .STRONGER. SMARTER. CHEAPER.

Model	Floor Plan	Specification	Suitable for
T211 (42m²) 	 <small>RENB-01</small> 	2 bedrooms & 1 bathroom & 1 kitchen & living area	<ul style="list-style-type: none"> Affordable rental accommodation Efficient transportation to appointed sites Quick assembly: ~4 hours Minimisation of disruption to existing tenants Utilisation of backyards to create value and uplift yield
T221H (60m²) 	 	2 bedrooms & 2 bathrooms & 1 kitchen & living area (1 Master with ensuite)	<ul style="list-style-type: none"> Affordable and spacious rental accommodation Efficient transportation to appointed sites Quick assembly: ~4 hours Minimisation of disruption to existing tenants Utilisation of backyards to create value and uplift yield
T111S (25m²) 	 <small>RENE-01</small> 	1 bedroom & 1 bathroom & 1 kitchen	<ul style="list-style-type: none"> House extension for expanded family Compact to fit almost anywhere Fast assembly: ~1 minute Minimisation of disruption to existing tenants Utilisation of backyards to create value and uplift yield
W220S (25m²) 	 <small>RENE-02</small> 	2 bedrooms & 2 bathrooms	<ul style="list-style-type: none"> House extension for expanded family Compact to fit almost anywhere Fast assembly: ~1 minute Minimisation of disruption to existing tenants Utilisation of backyards to create value and uplift yield
T311 (82m²) 	 <small>RENA-06B</small>	3 bedrooms & 1 bathroom & 1 kitchen & 1 living area	<ul style="list-style-type: none"> New family homes for existing and new communities Comfort and real home feeling Smart, flexible & stylish lifestyle Quick assembly: ~4 hours Relocatable for moving to next location
T421 (124m²) 	 <small>RENA-06N</small>	4 bedrooms & 2 bathrooms & 1 kitchen & living area	<ul style="list-style-type: none"> New family homes for existing and new communities comfort and space, real home feeling Smart, flexible & stylish lifestyle Quick assembly: ~4 hours Relocatable for moving to next location
W440S (50m²) 	 <small>REND-04</small>	4 bedrooms & 4 bathrooms	<ul style="list-style-type: none"> Mining/student accommodation Fast assembly: ~1 minute 4 ensuites for 4 individuals 4x individual rental incomes Good positive cashflow potential
W440 (82m²) 	 <small>RENA-07B</small>	4 bedrooms & 4 bathrooms	<ul style="list-style-type: none"> Mining/student accommodation Quick assembly: ~4 hours 4 ensuites for 4 individuals Spacious & comfort 4x individual rentals income Good positive cashflow potential
W660 (82m²) 	 <small>RENA-09</small>	6 bedrooms & 6 bathrooms	<ul style="list-style-type: none"> Mining/student accommodation Quick assembly: ~4 hours 6 ensuites for 6 individuals 6x individual rental incomes Great ROI Fantastic positive cashflow potential
W840 (82m²) 	 <small>RENA-08B</small>	8 bedrooms & 4 bathrooms	<ul style="list-style-type: none"> Mining/student accommodation Quick assembly: ~4 hours 8x individual rental incomes Amazing ROI Excellent cash flow potential
O221 (82m²) 	 <small>RENA-06J</small>	2 meeting rooms & 2 bathrooms & open office area	<ul style="list-style-type: none"> Permanent or temp office Quick assembly: ~4 hours Professional & productive environment Pre-wired for your data/telecom needs

IBUILD T211

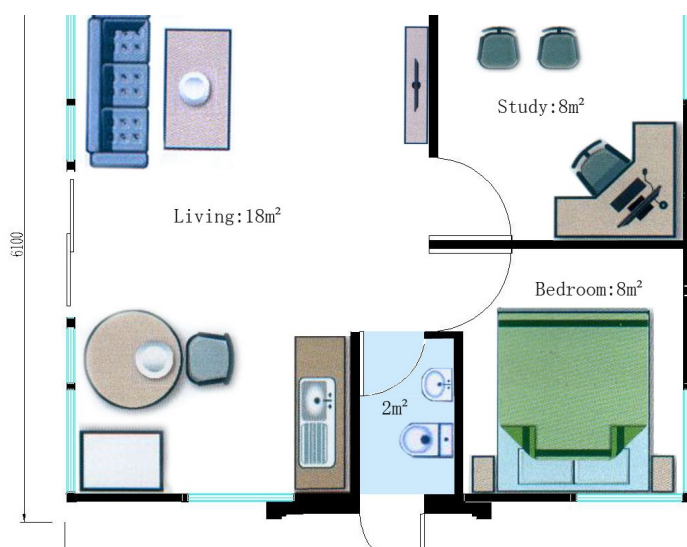
2 BEDROOM, 1 BATHROOM, 1 KITCHEN, 42M²



iBuild Homes are exceptionally stylish, smart, flexible, and attractive houses that are designed to sustain outstanding living conditions in almost any locations.

General Specifications

- Fully compliant with the Building Codes Australia (BCA)
 - D2 cyclone rated steel structure; seam welded; steel sheet external wall & roof cladding; and marine paint finish
 - Minimum 6 star energy efficiency rating
 - Approximate weight – 9 tonnes
 - Internal ceiling height – 2.4m raking up to 2.9m
 - Fully insulated (rock wool) roof and wall
 - Hard wired smoke detectors
 - Laminated MDF to all insulated ceilings
 - Pre-fitted utilities including plumbing, AC outlets, switches, phone/TV/data points and RCD safety switches
 - Split system AC outlets in all areas to run up to 1.5hp
 - Bamboo flooring on termite treated marine grade ply base on a structural steel sub-frame
 - Service terminations are ready to receive external connections
 - Thermal Barrier, double glazed aluminium window system
 - Hard wiring for ceiling fans and/or additional lighting
 - Choice of Colorbond Exterior colours, subject to availability
 - Bathroom fittings include vanity cabinet, overhead cabinet, stainless steel vanity mirror, Vitreous vanity bowl, Vitreous toilet with WELS 4 STAR (4.5L/flush) wall-integrated cistern and floor mounted pan, glass shower screens, and exhaust fan.
 - Pre-fitted kitchen includes stone bench top, stainless steel sink, WELS 4 STAR (7.5L/MIN) mixer tap, and overhead cabinets.
- Note specifications are subject to change without notice.



Optional features

- Air conditioning units
- Hot water units
- Solar heat pumps
- Security mesh windows and insect screens
- Exterior doors security type with insect proof screen and security window incorporated
- Window louvers
- Tinted window treatment
- Stainless steel bathroom floor
- Polycarbonate shower screen

IBUILDTM
Modulars

Phone: 1800 679 268

Fax: (03) 8562 2288

Email: info@i-build.com.au


5A Hartnett Close, Mulgrave, VIC

PO Box 2516, Mt Waverley, VIC 3149

Web: <http://www.i-build.com.au>

IBUILD T221H

2 BEDROOM, 2 BATHROOM, 1 KITCHEN, 56M²



iBuild Homes are exceptionally stylish, smart, flexible, and attractive houses that are designed to sustain outstanding living conditions in almost any locations.

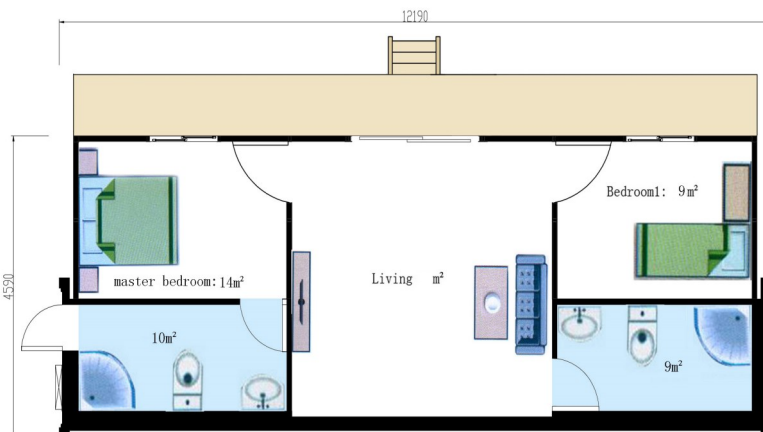
General Specifications

- Fully compliant with the Building Codes Australia (BCA)
- D2 cyclone rated steel structure; seam welded; steel sheet external wall & roof cladding; and marine paint finish
- Minimum 6 star energy efficiency rating
- Approximate weight – 15 tonnes
- Internal ceiling height – 2.4m raking up to 2.9m
- Fully insulated (rock wool) roof and wall
- Hard wired smoke detectors
- Laminated MDF to all insulated ceilings
- Pre-fitted utilities including plumbing, AC outlets, switches, phone/TV/data points and RCD safety switches
- Split system AC outlets in all areas to run up to 1.5hp
- Bamboo flooring on termite treated marine grade ply base on a structural steel sub-frame
- Service terminations are ready to receive external connections
- Thermal Barrier, double glazed aluminium window system
- Hard wiring for ceiling fans and/or additional lighting
- Choice of Colorbond Exterior colours, subject to availability
- Bathroom fittings include vanity cabinet, overhead cabinet, stainless steel vanity mirror, Vitreous vanity bowl, Vitreous toilet with WELS 4 STAR (4.5L/flush) wall-integrated cistern and floor mounted pan, glass shower screens, and exhaust fan
- Pre-fitted kitchen includes stone bench top, stainless steel sink, WELS 4 STAR (7.5L/MIN) mixer tap, and overhead cabinets

Note specifications are subject to change without notice.

Optional features

- Air conditioning units
- Hot water units
- Solar heat pumps
- Security mesh windows and insect screens
- Exterior doors security type with insect proof screen and security window incorporated
- Window louvers
- Tinted window treatment
- Stainless steel bathroom floor
- Polycarbonate shower screen



IBUILD T111S

1 BEDROOM, 1 ENSUITE, 1 KITCHEN, 25M²

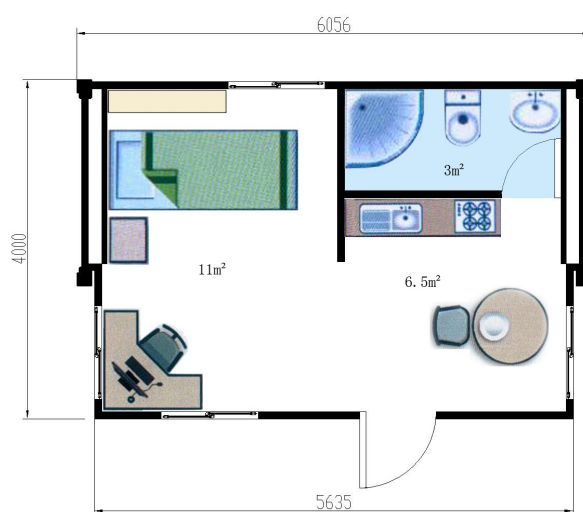


iBuild Homes are exceptionally stylish, smart, flexible, and attractive houses that are designed to sustain outstanding living conditions in almost any locations.

General Specifications

- Fully compliant with the Building Codes Australia (BCA)
- D2 cyclone rated steel structure; seam welded; steel sheet external wall & roof cladding; and marine paint finish
- Minimum 6 star energy efficiency rating
- Approximate weight – 9 tonnes
- Internal bedroom ceiling height – 2.4m
- Fully insulated (rock wool) roof and wall
- Hard wired smoke detectors
- Laminated MDF to all insulated ceilings
- Pre-fitted utilities including plumbing, AC outlets, switches, phone/TV/data points and RCD safety switches
- Split system AC outlets in all areas to run up to 1.5hp
- Bamboo flooring on termite treated marine grade ply base on a structural steel sub-frame
- Service terminations are ready to receive external connections
- Thermal Barrier, double glazed aluminium window system
- Hard wiring for ceiling fans and/or additional lighting
- Choice of Colorbond Exterior colours, subject to availability
- Bathroom fittings include vanity cabinet, overhead cabinet, stainless steel vanity mirror, Vitreous vanity bowl, Vitreous toilet with WELS 4 STAR (4.5L/flush) wall-integrated cistern and floor mounted pan, glass shower screens, and exhaust fan
- Pre-fitted kitchen includes stone bench top, stainless steel sink, WELS 4 STAR (7.5L/MIN) mixer tap, and overhead cabinets

Note specifications are subject to change without notice.



Optional features

- Air conditioning units
- Hot water units
- Solar heat pumps
- Security mesh windows and insect screens
- Exterior doors security type with insect proof screen and security window incorporated
- Window louvers
- Tinted window treatment
- Stainless steel bathroom floor
- Polycarbonate shower screen

IBUILDTM
Modulars

Phone: 1800 679 268

Fax: (03) 8562 2288

Email: info@i-build.com.au

5A Hartnett Close, Mulgrave, VIC


PO Box 2516, Mt Waverley, VIC 3149

Web: <http://www.i-build.com.au>

Instant
Slide

IBUILD W220S

2BEDROOM, 2 ENSUITE UNIT, 25M²

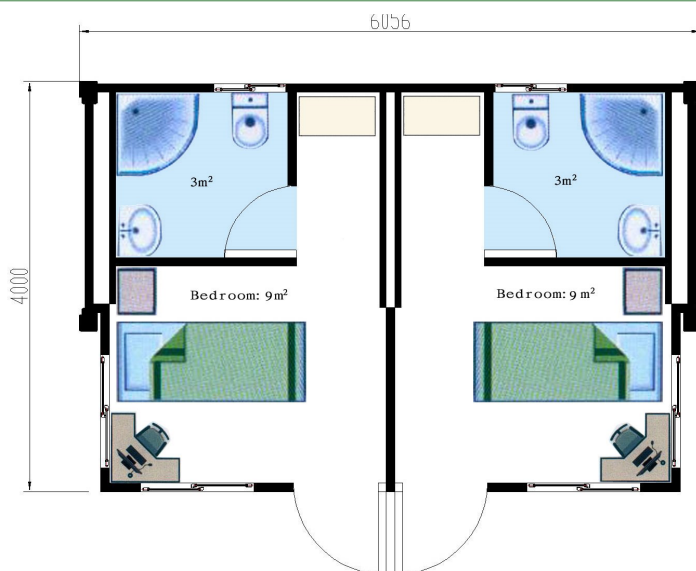


iBuild Homes are exceptionally stylish, smart, flexible, and attractive houses that are designed to sustain outstanding living conditions in almost any locations.

General Specifications

- Fully compliant with the Building Codes Australia (BCA)
- D2 cyclone rated steel structure; seam welded; steel sheet external wall & roof cladding; and marine paint finish
- Minimum 6 star energy efficiency rating
- Approximate weight – 7 tonnes
- Internal bedroom ceiling height – 2.4m
- Fully insulated (rock wool) roof and wall
- Hard wired smoke detectors
- Laminated MDF to all insulated ceilings
- Pre-fitted utilities including plumbing, AC outlets, switches, phone/TV/data points and RCD safety switches
- Split system AC outlets in all areas to run up to 1.5hp
- Bamboo flooring on termite treated marine grade ply base on a structural steel sub-frame
- Service terminations are ready to receive external connections
- Thermal Barrier, double glazed aluminium window system
- Hard wiring for ceiling fans and/or additional lighting
- Choice of Colorbond Exterior colours, subject to availability
- Bathroom fittings include vanity cabinet, overhead cabinet, stainless steel vanity mirror, Vitreous vanity bowl, Vitreous toilet with WELS 4 STAR (4.5L/flush) wall-integrated cistern and floor mounted pan, glass shower screens, and exhaust fan
- 25 m² slide-out design, 1-minute installation

Note specifications are subject to change without notice.



Optional features

- Air conditioning units
- Hot water units
- Solar heat pumps
- Security mesh windows and insect screens
- Exterior doors security type with insect proof screen and security window incorporated
- Window louvers
- Tinted window treatment
- Stainless steel bathroom floor
- Polycarbonate shower screen

IBUILDTM
Modulars

Phone: 1800 679 268

Fax: (03) 8562 2288

Email: info@i-build.com.au

5A Hartnett Close, Mulgrave, VIC

PO Box 2516, Mt Waverley, VIC 3149

Web: <http://www.i-build.com.au>

Disclaimer of Liability: every effort has been made to ensure the accuracy of all details within this publication; however, no warranty can be given by the business or its agents regarding the accuracy, adequacy or completeness of any information presented in the publication. Intending purchasers should make their own inspections and enquiries. Photographs or artists impressions are for presentation purposes only and are indicative only. To the extent permitted by law, any condition or warranty which would otherwise be implied into these terms and conditions is hereby excluded. iBuild Building Solutions accepts no responsibility for any loss, damage, cost or expense (whether direct or indirect) suffered or incurred by you as a result of or in connection with your use of this publication or any linked publication or your reliance on any information contained or accessed through this publication. This disclaimer does not attempt or purport to exclude liability arising under statute or law if, and to the extent, such liability cannot be lawfully excluded. All information within this publication is subject to change without notice.

IBUILD T311

3 BEDROOM, 1 ENSUITE, 1 KITCHEN, 82M²

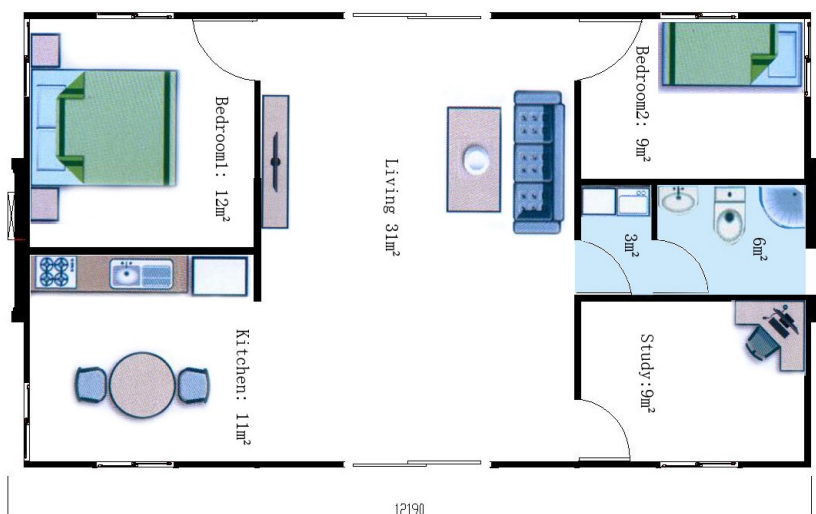


iBuild Homes are exceptionally stylish, smart, flexible, and attractive houses that are designed to sustain outstanding living conditions in almost any locations.

General Specifications

- Fully compliant with the Building Codes Australia (BCA)
- D2 cyclone rated steel structure; seam welded; steel sheet external wall & roof cladding; and marine paint finish
- Minimum 6 star energy efficiency rating
- Approximate weight – 15 tonnes
- Internal ceiling height – 2.4m raking up to 2.9m
- Fully insulated (rock wool) roof and wall
- Hard wired smoke detectors
- Laminated MDF to all insulated ceilings
- Pre-fitted utilities including plumbing, AC outlets, switches, phone/TV/data points and RCD safety switches
- Split system AC outlets in all areas to run up to 1.5hp
- Bamboo flooring on termite treated marine grade ply base on a structural steel sub-frame
- Service terminations are ready to receive external connections
- Thermal Barrier, double glazed aluminium window system
- Hard wiring for ceiling fans and/or additional lighting
- Choice of Colorbond Exterior colours, subject to availability
- Bathroom fittings include vanity cabinet, overhead cabinet, stainless steel vanity mirror, Vitreous vanity bowl, Vitreous toilet with WELS 4 STAR (4.5L/flush) wall-integrated cistern and floor mounted pan, glass shower screens, and exhaust fan
- Pre-fitted kitchen includes stone bench top, stainless steel sink, WELS 4 STAR (7.5L/MIN) mixer tap, and overhead cabinets

Note specifications are subject to change without notice.



Optional features

- Air conditioning units
- Hot water units
- Solar heat pumps
- Security mesh windows and insect screens
- Exterior doors security type with insect proof screen and security window incorporated
- Window louvers
- Tinted window treatment
- Stainless steel bathroom floor
- Polycarbonate shower screen

IBUILD T421

4 BEDROOM, 2 ENSUITE, 1 KITCHEN, 124M²

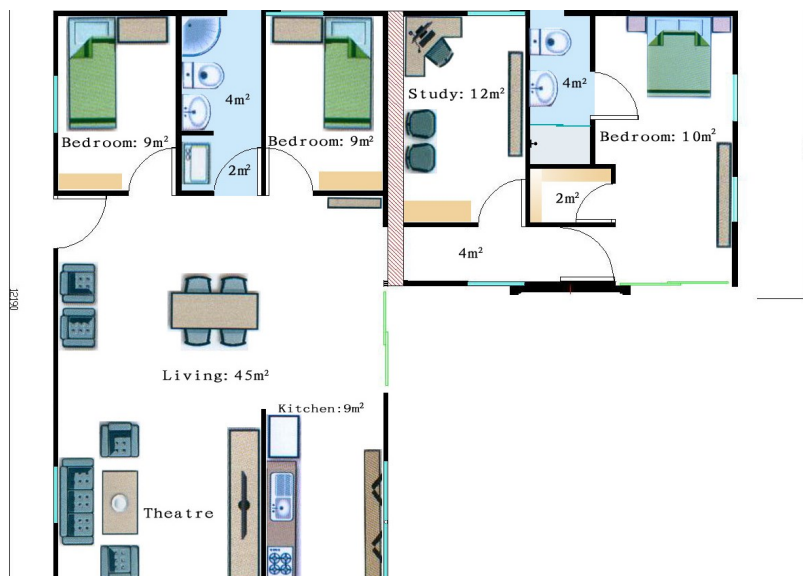


iBuild Homes are exceptionally stylish, smart, flexible, and attractive houses that are designed to sustain outstanding living conditions in almost any locations.

General Specifications

- Fully compliant with the Building Codes Australia (BCA)
- D2 cyclone rated steel structure; seam welded; steel sheet external wall & roof cladding; and marine paint finish
- Minimum 6 star energy efficiency rating
- Approximate weight – 24 tonnes
- Internal ceiling height – 2.4m raking up to 2.9m
- Fully insulated (rock wool) roof and wall
- Hard wired smoke detectors
- Laminated MDF to all insulated ceilings
- Pre-fitted utilities including plumbing, AC outlets, switches, phone/TV/data points and RCD safety switches
- Split system AC outlets in all areas to run up to 1.5hp
- Bamboo flooring on termite treated marine grade ply base on a structural steel sub-frame
- Service terminations are ready to receive external connections
- Thermal Barrier, double glazed aluminium window system
- Hard wiring for ceiling fans and/or additional lighting
- Choice of Colorbond Exterior colours, subject to availability
- Bathroom fittings include vanity cabinet, overhead cabinet, stainless steel vanity mirror, Vitreous vanity bowl, Vitreous toilet with WELS 4 STAR (4.5L/flush) wall-integrated cistern and floor mounted pan, glass shower screens, and exhaust fan
- Pre-fitted kitchen includes stone bench top, stainless steel sink, WELS 4 STAR (7.5L/MIN) mixer tap, and overhead cabinets

Note specifications are subject to change without notice.



Optional features

- Air conditioning units
- Hot water units
- Solar heat pumps
- Security mesh windows and insect screens
- Exterior doors security type with insect proof screen and security window incorporated
- Window louvers
- Tinted window treatment
- Stainless steel bathroom floor
- Polycarbonate shower screen

IBUILDTM
Modulars

Phone: 1800 679 268

Fax: (03) 8562 2288

Email: info@i-build.com.au

5A Hartnett Close, Mulgrave, VIC

PO Box 2516, Mt Waverley, VIC 3149

Web: <http://www.i-build.com.au>

IBUILD WORKER W440

4 BEDROOM, 4 ENSUITE UNIT, 82M²

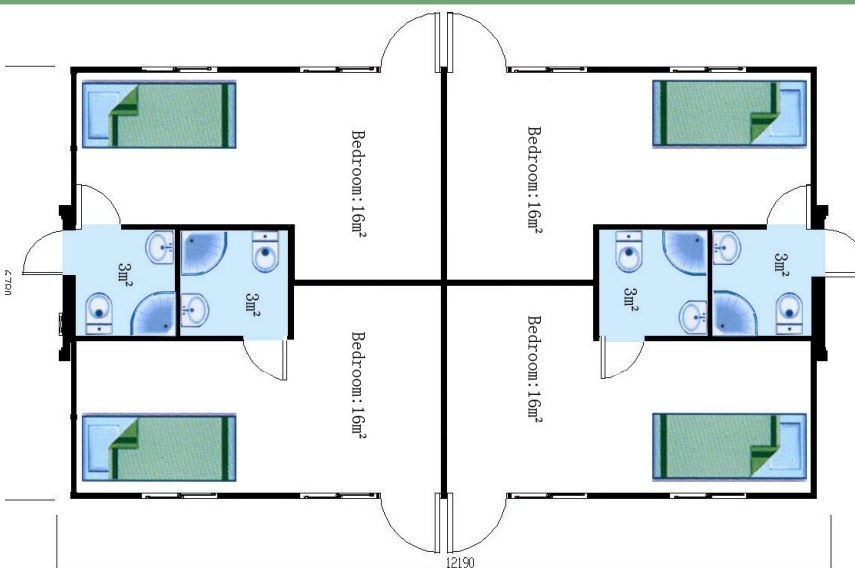


iBuild Homes are exceptionally stylish, smart, flexible, and attractive houses that are designed to sustain outstanding living conditions in almost any locations.

General Specifications

- Fully compliant with the Building Codes Australia (BCA)
- D2 cyclone rated steel structure; seam welded; steel sheet external wall & roof cladding; and marine paint finish
- Minimum 6 star energy efficiency rating
- Approximate weight – 12 tonnes
- Internal ceiling height – 2.4m raking up to 2.9m
- Fully insulated (rock wool) roof and wall
- Hard wired smoke detectors
- Laminated MDF to all insulated ceilings
- Pre-fitted utilities including plumbing, AC outlets, switches, phone/TV/data points and RCD safety switches
- Split system AC outlets in all areas to run up to 1.5hp
- Bamboo flooring on termite treated marine grade ply base on a structural steel sub-frame
- Service terminations are ready to receive external connections
- Thermal Barrier, double glazed aluminium window system
- Hard wiring for ceiling fans and/or additional lighting
- Choice of Colorbond Exterior colours, subject to availability
- Bathroom fittings include vanity cabinet, overhead cabinet, stainless steel vanity mirror, Vitreous vanity bowl, Vitreous toilet with WELS 4 STAR (4.5L/flush) wall-integrated cistern and floor mounted pan, glass shower screens, and exhaust fan

Note specifications are subject to change without notice.



Optional features

- Air conditioning units
- Hot water units
- Solar heat pumps
- Security mesh windows and insect screens
- Exterior doors security type with insect proof screen and security window incorporated
- Window louvers
- Tinted window treatment
- Stainless steel bathroom floor
- Polycarbonate shower screen

Instant
Slide

iBUILD WORKER W440S

4 BEDROOM, 4 ENSUITE UNIT, 50M²



iBuild Homes are exceptionally stylish, smart, flexible, and attractive houses that are designed to sustain outstanding living conditions in almost any locations.

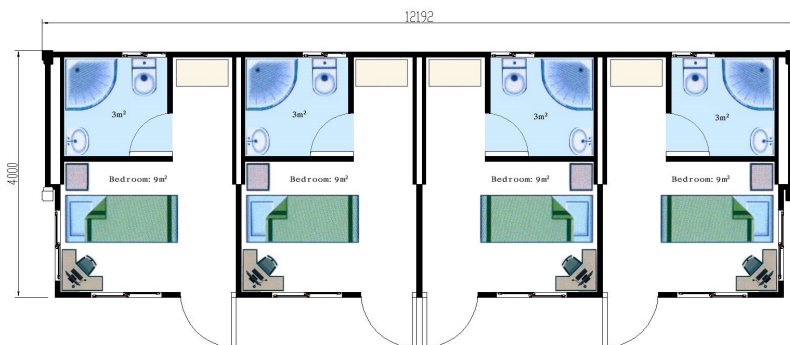
General Specifications

- Fully compliant with the Building Codes Australia (BCA)
- D2 cyclone rated steel structure; seam welded; steel sheet external wall & roof cladding; and marine paint finish
- Minimum 6 star energy efficiency rating
- Approximate weight – 12 tonnes
- Internal bedroom ceiling height – 2.4m
- Fully insulated (rock wool) roof and wall
- Hard wired smoke detectors
- Laminated MDF to all insulated ceilings
- Pre-fitted utilities including plumbing, AC outlets, switches, phone/TV/data points and RCD safety switches
- Split system AC outlets in all areas to run up to 1.5hp
- Bamboo flooring on termite treated marine grade ply base on a structural steel sub-frame
- Service terminations are ready to receive external connections
- Thermal Barrier, double glazed aluminium window system
- Hard wiring for ceiling fans and/or additional lighting
- Choice of Colorbond Exterior colours, subject to availability
- Bathroom fittings include vanity cabinet, overhead cabinet, stainless steel vanity mirror, Vitreous vanity bowl, Vitreous toilet with WELS 4 STAR (4.5L/flush) wall-integrated cistern and floor mounted pan, glass shower screens, and exhaust fan
- 50 m² slide-out design, 1-minute installation

Note specifications are subject to change without notice.

Optional features

- Air conditioning units
- Hot water units
- Solar heat pumps
- Security mesh windows and insect screens
- Exterior doors security type with insect proof screen and security window incorporated
- Window louvers
- Tinted window treatment
- Stainless steel bathroom floor
- Polycarbonate shower screen



iBUILDTM
Modulars

Phone: 1800 679 268

Fax: (03) 8562 2288

Email: info@i-build.com.au

5A Hartnett Close, Mulgrave, VIC

PO Box 2516, Mt Waverley, VIC 3149

Web: <http://www.i-build.com.au>

IBUILD WORKER W660

6 BEDROOM, 6 ENSUITE UNIT, 82M²



iBuild Homes are exceptionally stylish, smart, flexible, and attractive houses that are designed to sustain outstanding living conditions in almost any locations.

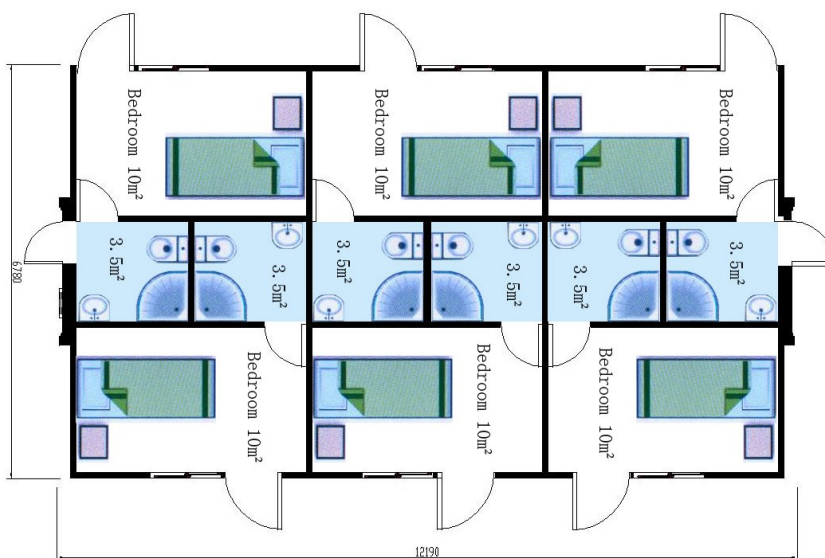
General Specifications

- Fully compliant with the Building Codes Australia (BCA)
- D2 cyclone rated steel structure; seam welded; steel sheet external wall & roof cladding; and marine paint finish
- Minimum 6 star energy efficiency rating
- Approximate weight – 15 tonnes
- Internal ceiling height – 2.4m raking up to 2.9m
- Fully insulated roof and wall using rock wool
- Hard wired smoke detectors
- Laminated MDF to all insulated ceilings
- Pre-fitted utilities including plumbing, AC outlets, switches, phone/TV/data points and RCD safety switches
- Split system AC outlets in all areas to run up to 1.5hp
- Bamboo flooring on termite treated marine grade ply base on a structural steel sub-frame
- Service terminations are ready to receive external connections
- Thermal Barrier, double glazed aluminium window system
- Hard wiring for ceiling fans and/or additional lighting
- Choice of Colorbond Exterior colours, subject to availability
- Bathroom fittings include vanity cabinet, overhead cabinet, stainless steel vanity mirror, Vitreous vanity bowl, Vitreous toilet with WELS 4 STAR (4.5L/flush) wall-integrated cistern and floor mounted pan, glass shower screens, and exhaust fan

Note specifications are subject to change without notice.

Optional features

- Air conditioning units
- Hot water units
- Solar heat pumps
- Security mesh windows and insect screens
- Exterior doors security type with insect proof screen and security window incorporated
- Window louvers
- Tinted window treatment
- Stainless steel bathroom floor
- Polycarbonate shower screen



IBUILD WORKER W840

8 BEDROOM, 4 ENSUITE UNIT, 82M²

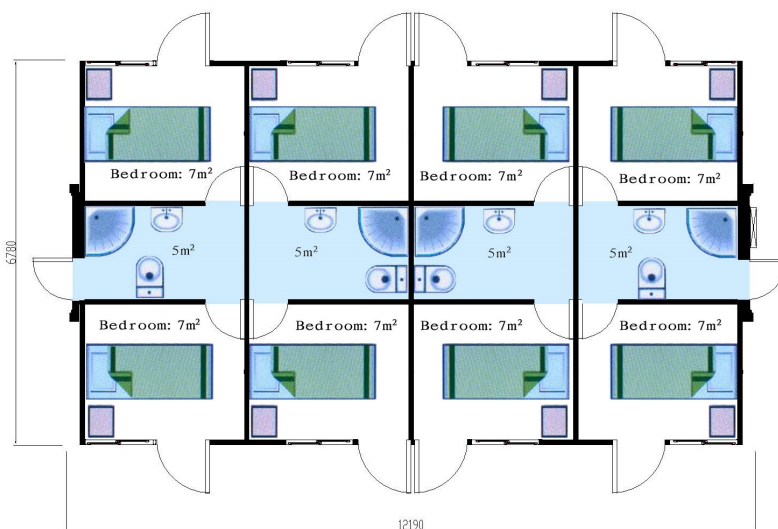


iBuild Homes are exceptionally stylish, smart, flexible, and attractive houses that are designed to sustain outstanding living conditions in almost any locations.

General Specifications

- Fully compliant with the Building Codes Australia (BCA)
- D2 cyclone rated steel structure; seam welded; steel sheet external wall & roof cladding; and marine paint finish
- Minimum 6 star energy efficiency rating
- Approximate weight – 16 tonnes
- Internal ceiling height – 2.4m raking up to 2.9m
- Fully insulated (rock wool) roof and wall
- Hard wired smoke detectors
- Laminated MDF to all insulated ceilings
- Pre-fitted utilities including plumbing, AC outlets, switches, phone/TV/data points and RCD safety switches
- Split system AC outlets in all areas to run up to 1.5hp
- Bamboo flooring on termite treated marine grade ply base on a structural steel sub-frame
- Service terminations are ready to receive external connections
- Thermal Barrier, double glazed aluminium window system
- Hard wiring for ceiling fans and/or additional lighting
- Choice of Colorbond Exterior colours, subject to availability
- Bathroom fittings include vanity cabinet, overhead cabinet, stainless steel vanity mirror, Vitreous vanity bowl, Vitreous toilet with WELS 4 STAR (4.5L/flush) wall-integrated cistern and floor mounted pan, glass shower screens, and exhaust fan

Note specifications are subject to change without notice.



Optional features

- Air conditioning units
- Hot water units
- Solar heat pumps
- Security mesh windows and insect screens
- Exterior doors security type with insect proof screen and security window incorporated
- Window louvers
- Tinted window treatment
- Stainless steel bathroom floor
- Polycarbonate shower screen

IBUILD OFFICE 0221

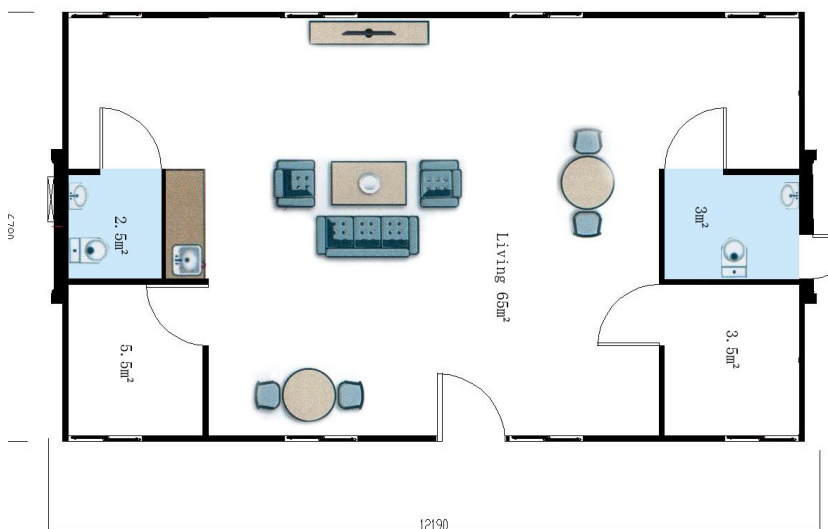
2 OFFICES, 2 BATHROOM, 1 KITCHEN, 82M²



iBuild Office are exceptionally stylish, smart, flexible, and attractive office accommodation that are designed to sustain outstanding working conditions in almost any locations.

General Specifications

- Fully compliant with the Building Codes Australia (BCA)
 - D2 cyclone rated steel structure; seam welded; steel sheet external wall & roof cladding; and marine paint finish
 - Minimum 6 star energy efficiency rating
 - Approximate weight – 15 tonnes
 - Internal ceiling height – 2.4m raking up to 2.9m
 - Fully insulated (rock wool) roof and wall
 - Hard wired smoke detectors
 - Laminated MDF to all insulated ceilings
 - Pre-fitted utilities including plumbing, AC outlets, switches, phone/TV/data points and RCD safety switches
 - Split system AC outlets in all areas to run up to 2.5hp
 - Bamboo flooring on termite treated marine grade ply base on a structural steel sub-frame
 - Service terminations are ready to receive external connections
 - Thermal Barrier, double glazed aluminium window system
 - Hard wiring for ceiling fans and/or additional lighting
 - Choice of Colorbond Exterior colours, subject to availability
 - Bathroom fittings include vanity cabinet, overhead cabinet, stainless steel vanity mirror, Vitreous vanity bowl, Vitreous toilet with WELS 4 STAR (4.5L/flush) wall-integrated cistern and floor mounted pan, glass shower screens, and exhaust fan
 - Pre-fitted kitchen includes stone bench top, stainless steel sink, WELS 4 STAR (7.5L/MIN) mixer tap, and overhead cabinets
- Note specifications are subject to change without notice.



Optional features

- Air conditioning units
- Hot water units
- Solar heat pumps
- Security mesh windows and insect screens
- Exterior doors security type with insect proof screen and security window incorporated
- Window louvers
- Tinted window treatment
- Stainless steel bathroom floor
- Polycarbonate shower screen